

## twister MT45 R /20/16 - MT45 R /30/16 - MT45 R /50/12

**230V** Alimentación 230v | Power supply 230v | Alimentation 230v

**RF** Radiofrecuencia | Radio frequency | Radiofréquence

**KIT** Producto KIT | KIT product | Produit KIT

**®** Producto Patentado | Patented product | Produit breveté



**Receptor integrado con final de carrera electrónico.**  
*Integrated receiver with electronic end of stroke.*  
*Récepteur intégré avec fin de course électronique.*

Ref.: **P1TUBUM220**

Ref.: **P1TUBUM230**

Ref.: **P1TUBUM240**

### Motor tubular MT45 para persianas de diámetro Ø 45

Destacamos de la serie MT45, nuestro modelo versión RT, el cual lleva incorporado un final de carrera electrónico con receptor integrado que permite ser regulado vía radio.

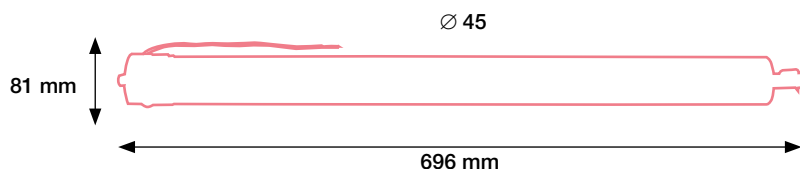
### Tubular motor MT45 for blinds of 45mm diameter.

We'd like to highlight the RT version of our MT45 series, which includes an electronic end of stroke with a built-in receiver which can be controlled by radio.

### Moteur tubulaire MT45 pour persiennes de Ø 45 de diamètre.

Dans notre série MT45, notre modèle version RT intègre une fin de course électronique avec récepteur intégré permettant le réglage par radio.

### Dimensiones / Dimensions / Dimensions



Con estas dimensiones es el motor idóneo para instalar en persianas y toldos de uso doméstico.



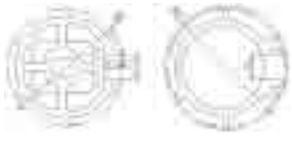

With these dimensions its the ideal motor to install for blinds and awnings for domestic use.

Ces dimensions en font le moteur parfait pour les persiennes et les stores destinés aux particuliers.



### Características Técnicas / Technical Features / Caractéristiques Techniques

|  | MT45 R 20/16   | MT45 R 30/16   | MT45 R 50/12   |
|--|----------------|----------------|----------------|
| par nominal / nominal torque / couple nominal          | <b>20 Nm</b>   | <b>30 Nm</b>   | <b>50 Nm</b>   |
| velocidad / speed / vitesse                            | <b>16 vpm</b>  | <b>16 vpm</b>  | <b>12 vpm</b>  |
| potencia motor / motor power / puissance moteur        | <b>215 w</b>   | <b>220 w</b>   | <b>300 w</b>   |
| intensidad / current / intensité                       | <b>1.05 A</b>  | <b>1.1 A</b>   | <b>1.5 A</b>   |
| térmico / thermal insulation / thermique               | <b>&gt;4</b>   | <b>&gt;4</b>   | <b>&gt;4</b>   |
| nº max vueltas / max. no. revolutions / nº maxi. tours | <b>30 rpm</b>  | <b>30 rpm</b>  | <b>30 rpm</b>  |
| peso / weight / poids                                  | <b>2.85 kg</b> | <b>2.85 kg</b> | <b>2.85 kg</b> |

**Adaptadores - Adaptors - Adaptateurs**

|  |   |   |   |
|--|---|---|---|
| <p><b>At10</b> Ø 45<br/>redondo Ø 47mm MT45 / round<br/>Ø 47mm MT45 / rond Ø 47mm MT45<br/>Ref.: PATUBU0193</p>            | <p><b>At12</b> Ø 45<br/>redondo Ø 56mm MT45 / round<br/>Ø 56mm MT45 / rond Ø 56mm MT45<br/>Ref.: PATUBU0195</p> | <p><b>At13</b> Ø 45<br/>octogonal Ø 57mm MT35 / octagonal<br/>Ø 57mm MT35 / octogonal Ø 57mm MT35<br/>Ref.: PATUBU0196</p>  | <p><b>At14</b> Ø 45<br/>octogonal Ø 57mm MT45 (estrella) /<br/>octogonal Ø 57mm MT45 (star) / octogonal<br/>Ø 57mm MT45 (étoile)<br/>Ref.: PATUBU0197</p> |
| <p><b>At15</b> Ø 45<br/>redondo Ø 59,5mm MT45 / round<br/>Ø 59,5mm MT45 / rond Ø 59,5mm MT45<br/>Ref.: PATUBU0198</p>      | <p><b>At16</b> Ø 45<br/>redondo Ø 59mm MT45 / round Ø 59mm<br/>MT45 / rond Ø 59mm MT45<br/>Ref.: PATUBU0199</p> | <p><b>At17</b> Ø 45<br/>redondo Ø 60mm MT45 / round Ø 60mm<br/>MT45 / rond Ø 60mm MT45<br/>Ref.: PATUBU0200</p>             | <p><b>At18</b> Ø 45<br/>hexagonal Ø 65,5mm MT45 / hexagonal<br/>Ø 65,5mm MT45 / hexagonal Ø 65,5mm MT45<br/>Ref.: PATUBU0201</p>                          |
|   |                                |   |    |
| <p><b>At19</b> Ø 45<br/>octogonal Ø 67mm MT45 / octagonal<br/>Ø 67mm MT45 / octogonal Ø 67mm MT45<br/>Ref.: PATUBU0202</p> | <p><b>At20</b> Ø 45<br/>ogiva Ø 67mm MT45 / ogive Ø 67mm<br/>MT45 / ogive Ø 67mm MT45<br/>Ref.: PATUBU0203</p>  | <p><b>At21</b> Ø 45<br/>redondo Ø 67,5D mm MT45 / round<br/>Ø 67,5D mm MT45 / rond Ø 67,5D mm MT45<br/>Ref.: PATUBU0204</p> | <p><b>At22</b> Ø 45<br/>redondo Ø 70mm MT45 / round Ø 70mm<br/>MT45 / rond Ø 70mm MT45<br/>Ref.: PATUBU0205</p>   |
| <p><b>At23</b> Ø 45<br/>ogiva Ø 76mm MT35 / ogive Ø 76mm<br/>MT35 / ogive Ø 76mm MT35<br/>Ref.: PATUBU0206</p>             | <p><b>At24</b> Ø 45<br/>ogiva Ø 78mm MT45 / ogive Ø 78mm<br/>MT45 / ogive Ø 78mm MT45<br/>Ref.: PATUBU0207</p>  | <p><b>At25</b> Ø 45<br/>redondo Ø 85mm MT45 / round<br/>Ø 85mm MT45 / rond Ø 85mm MT45<br/>Ref.: PATUBU0208</p>             | <p><b>At26</b> Ø 45<br/>redondo Ø 94mm MT45 / round Ø 94mm<br/>MT45 / rond Ø 94mm MT45<br/>Ref.: PATUBU0209</p>   |
| <p><b>At27</b> Ø 45<br/>octogonal Ø 97mm MT45 / octagonal<br/>Ø 97mm MT45 / octogonal Ø 97mm MT45<br/>Ref.: PATUBU0210</p> |   |   |   |

**Soportes - Supports - Supports**

|   |   |
|---|---|
|  |  |
| <p><b>St 01</b><br/>MT35/45 Ø 10mm<br/>Ref.: PATUBU0180</p>                         | <p><b>St 04</b><br/>MT35/45<br/>Ref.: PATUBU0185</p>                                |



**Cuadro Mini LSR + botonera**  
Mini LSR panel + keypad  
Tableau Mini LSR + boîtier de commande  
Ref.: PATUBU0000 ●

- **Compatible con toda la serie** | Compatible with all series | Compatible avec toute la série
- **Versión 24V** | 24V Version | Version 24V
- **Exclusivo para este producto** | Only for this product | Réserve exclusivement à ce produit

## twister MT45 R /20/16 - MT45 R /30/16 - MT45 R /50/12

**230V** Alimentación 230v | Alimentazione 230v | Alimentação 230v

**RF** Radiofrecuencia | Radiofrequenza | Radiofrequência

**KIT** Producto KIT | Prodotto KIT | Produto KIT

**®** Producto Patentado | Prodotto Brevettato | Produto Patenteado



Receptor integrado con final de carrera electrónico.

Ricevitore integrato con fine corsa elettronico.

Receptor integrado com fim de curso electrónico.

Ref.: **P1TUBUM220**

Ref.: **P1TUBUM230**

Ref.: **P1TUBUM240**

### Motor tubular MT45 para persianas de diámetro Ø 45

Destacamos de la serie MT45, nuestro modelo versión RT, el cual lleva incorporado un final de carrera electrónico con receptor integrado que permite ser regulado vía radio.

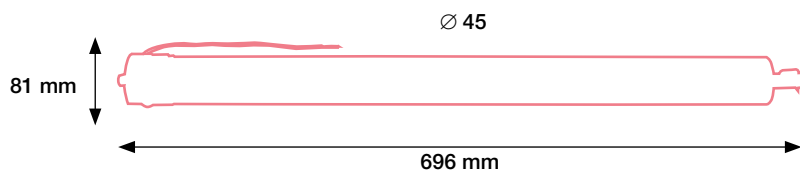
### Motore tubolare MT45 per tapparelle del diametro di Ø 45.

Della serie MT45, spicca il nostro modello versione RT, il quale presenta incorporato un fine corsa elettronico con ricevitore integrato in grado di essere regolato via radio.

### Motor tubular MT45 para persianas de diámetro Ø 45.

Da série MT45, destacamos o nosso modelo versão RT, que inclui um fim de curso electrónico com receptor integrado que permite a regulação via rádio.

Dimensiones / Dimensioni / Dimensões



Con estas dimensiones es el motor idóneo para instalar en persianas y toldos de uso doméstico.

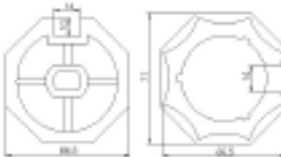
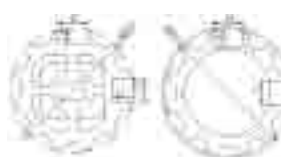
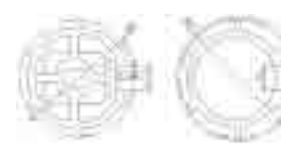



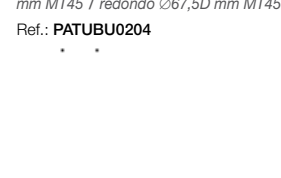
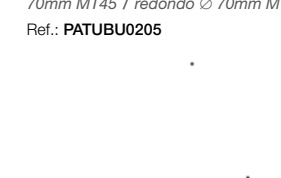




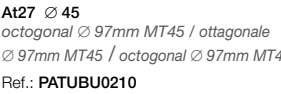
Con queste dimensioni è il motore ideale da installare in tapparelle e tende per uso domestico.

Com estas dimensões, é o motor ideal para instalar em persianas e toldos de uso doméstico.



Características Técnicas / Caratteristiche Tecniche / Características Técnicas


|   | MT45 R 20/16   | MT45 R 30/16   | MT45 R 50/12   |
|---|----------------|----------------|----------------|
| par nominal / coppia nominale / binário nominal     | <b>20 Nm</b>   | <b>30 Nm</b>   | <b>50 Nm</b>   |
| velocidad / velocità / velocidade                   | <b>16 vpm</b>  | <b>16 vpm</b>  | <b>12 vpm</b>  |
| potencia motor / potenza motore / potência do motor | <b>215 w</b>   | <b>220 w</b>   | <b>300 w</b>   |
| intensidad / intensità / intensidade                | <b>1.05 A</b>  | <b>1.1 A</b>   | <b>1.5 A</b>   |
| térmico / termico / térmico                         | <b>&gt;4</b>   | <b>&gt;4</b>   | <b>&gt;4</b>   |
| nº max. vueltas / nº max. giri / n.º máx. voltas    | <b>30 rpm</b>  | <b>30 rpm</b>  | <b>30 rpm</b>  |
| peso / peso / peso                                  | <b>2.85 kg</b> | <b>2.85 kg</b> | <b>2.85 kg</b> |

## Adaptadores - Adattatori - Adaptadores

|   |  |   |  |
|---|--|---|--|
| <p><b>At10</b> Ø 45<br/>redondo Ø47mm MT45 / redondo Ø47mm MT45 / redondo Ø47mm MT45<br/>Ref.: PATUBU0193</p>   | <p><b>At12</b> Ø 45<br/>redondo Ø 56mm MT45 / redondo Ø 56mm MT45 / redondo Ø 56mm MT45<br/>Ref.: PATUBU0195</p>   | <p><b>At13</b> Ø 45<br/>octogonal Ø 57mm MT35 / ottagonale Ø 57mm MT35 / octogonal Ø 57mm MT35<br/>Ref.: PATUBU0196</p>   | <p><b>At14</b> Ø 45<br/>octogonal Ø 57mm MT45 (estrella) / ottagonale Ø 57mm MT45 (stella) / octogonal Ø 57mm MT45 (strella)<br/>Ref.: PATUBU0197</p>  |
| <p><b>At15</b> Ø 45<br/>redondo Ø 59,5mm MT45 / redondo Ø 59,5mm MT45 / redondo Ø 59,5mm MT45<br/>Ref.: PATUBU0198</p>     | <p><b>At16</b> Ø 45<br/>redondo Ø 59mm MT45 / redondo Ø 59mm MT45 / redondo Ø 59mm MT45<br/>Ref.: PATUBU0199</p>  | <p><b>At17</b> Ø 45<br/>redondo Ø 60mm MT45 / redondo Ø 60mm MT45 / redondo Ø 60mm MT45<br/>Ref.: PATUBU0200</p>            | <p><b>At18</b> Ø 45<br/>hexagonal Ø 65,5mm MT45 / esagonale Ø 65,5mm MT45 / hexagonal Ø 65,5mm MT45<br/>Ref.: PATUBU0201</p>  |
| <p><b>At19</b> Ø 45<br/>octogonal Ø 67mm MT45 / ottagonale Ø 67mm MT45 / octogonal Ø 67mm MT45<br/>Ref.: PATUBU0202</p>   | <p><b>At20</b> Ø 45<br/>ogiva Ø 67mm MT45 / ogive Ø 67mm MT45 / ogiva Ø 67mm MT45<br/>Ref.: PATUBU0203</p>       | <p><b>At21</b> Ø 45<br/>redondo Ø67,5D mm MT45 / redondo Ø67,5D mm MT45 / redondo Ø67,5D mm MT45<br/>Ref.: PATUBU0204</p>  | <p><b>At22</b> Ø 45<br/>redondo Ø 70mm MT45 / redondo Ø 70mm MT45 / redondo Ø 70mm MT45<br/>Ref.: PATUBU0205</p>             |
| <p><b>At23</b> Ø 45<br/>ogiva Ø 76mm MT35 / ogiva Ø 76mm MT35 / ogiva Ø 76mm MT35<br/>Ref.: PATUBU0206</p>               | <p><b>At24</b> Ø 45<br/>ogiva Ø 78mm MT45 / ogiva Ø 78mm MT45 / ogiva Ø 78mm MT45<br/>Ref.: PATUBU0207</p>      | <p><b>At25</b> Ø 45<br/>redondo Ø 85mm MT45 / redondo Ø 85mm MT45 / redondo Ø 85mm MT45<br/>Ref.: PATUBU0208</p>          | <p><b>At26</b> Ø 45<br/>redondo Ø 94mm MT45 / redondo Ø 94mm MT45 / redondo Ø 94mm MT45<br/>Ref.: PATUBU0209</p>            |
| <p><b>At27</b> Ø 45<br/>octogonal Ø 97mm MT45 / ottagonale Ø 97mm MT45 / octogonal Ø 97mm MT45<br/>Ref.: PATUBU0210</p>  |  |   |  |

## Soportes - Supporti - Suportes

|   |  |
|---|--|
| <p><b>St 01</b><br/>MT35/45 Ø 10mm<br/>Ref.: PATUBU0180</p>  | <p><b>St 04</b><br/>MT35/45<br/>Ref.: PATUBU0185</p>  |
|---|--|



**Cuadro Mini LSR + botonera**  
Quadro Mini LSR + pulsantiera  
Quadro Mini LSR + botoneira  
Ref.: PATUBU0000 ●